



Single Sailor Edition

Table of Content:

<u>Welcome to Sasebo Japan</u>	<u>4</u>
<u>Arrival, Things to do first</u>	<u>6</u>
<u>Maps</u>	<u>10</u>
<u>Shuttle Services</u>	<u>14</u>
<u>Useful Base Information</u>	<u>18</u>
<u>Living Arrangements</u>	<u>21</u>
<u>Driving in Japan</u>	<u>26</u>
<u>Buying a Car</u>	<u>28</u>
<u>Vehicle Registration and Car Insurance</u>	<u>29</u>
<u>Current Base Inspection Sheet</u>	<u>30</u>
<u>Road Tax</u>	<u>31</u>
<u>Telephone Service & Mail</u>	<u>32</u>
<u>Just for Fun – Base Entertainment & Recreation</u>	<u>33</u>
<u>Clubs and Organizations</u>	<u>34</u>
<u>Employment</u>	<u>35</u>
<u>Let's Eat</u>	<u>36</u>
<u>Off Base Restaurants</u>	<u>37</u>
<u>Sasebo Burger</u>	<u>38</u>

<u>101 Things To Do in Sasebo</u>	<u>42</u>
<u>Getting Around Sasebo/Local Maps</u>	<u>50</u>
<u>Shopping</u>	<u>52</u>
<u>Clothing Size Conversion</u>	<u>53</u>
<u>Shopping Off Base:</u>	<u>55</u>
<u>Ginza Shopping – What and where is the Ginza?</u>	<u>58</u>
<u>Fun for All</u>	<u>60</u>
<u>Onsen</u>	<u>63</u>
<u>Japanese Etiquette</u>	<u>64</u>
<u>Websites</u>	<u>69</u>
<u>Facebook Pages</u>	<u>69</u>
<u>Using the Train</u>	<u>71</u>
<u>Taxis</u>	<u>72</u>
<u>Stores that Ship to FPO/APO</u>	<u>73</u>
<u>Telephone Directory</u>	<u>74</u>

Welcome to Sasebo Japan

Foreword by Phil Eakins, local historian

To the casual observer, it may appear Sasebo has always been a navy town. But appearances are sometimes deceiving. The role of naval forces in shaping the city's history cannot be ignored, for without the naval presence Sasebo would not have celebrated its centennial anniversary as a city in 2002. It's hard to imagine the large, urbanized city of today was once a rural village whose principal industries were farming and fishing.

The name "Sasebo", sometimes written as "Saseho" in older publications, began appearing on local maps in the late 1300's, although the village had been founded several generations prior to this period. So long ago that the meaning of its name has been lost with the passing of time.

Located near the Strait of Tsushima, and having a protected deep water harbor, Sasebo was a perfect location for the new naval station proposed by the Imperial Japanese Navy. On April 26, 1890 the Sasebo Naval Station was officially opened as headquarters for the Third Naval District with Emperor Meiji in attendance. The naval complex continued to grow as Japan's economic interest and empire expanded. By the early 1920s, Sasebo had several dry docks, an airfield, and was homeport to more than 60 naval vessels and submarines. Some 10 years later, it would become Japan's third largest navy base with increased ship construction and repair facilities to service an expanding surface and submarine fleet.

After the end of the war in the Pacific, control of Sasebo Naval Station shifted to American forces with the September 22, 1945 landing of the 5th Marine Division, an element of the Fifth Amphibious Corps assigned to the U.S. Sixth Army.

These first occupying forces found Sasebo to be miserable duty. The desolation caused by a single incendiary bombing raid three months earlier and a typhoon which struck just prior to the end of hostilities in September, severely damaged the city and many base structures, giving the area a somber feeling. On February 4, 1946 Port Director Sasebo's duties and responsibilities were given to a new command named U.S. Fleet Activities Sasebo. Initially, this command was under the operational control of Supreme Commander Allied Powers (SCAP) in Tokyo while the Navy retained administrative control of its personnel.



As American and Japanese worked together to rebuild the base, pride in accomplishment soon replaced distrust and helped Sasebo reemerge as a naval complex, just in time for the outbreak of the Korean War.

The base became a hub for fueling and replenishing ships. In September 1950 General Douglas MacArthur embarked aboard USS *Mount McKinley* at Sasebo on his way to coordinate the Marine Corps' successful amphibious landing at Inchon. Providing war-weary Allied forces a safe haven for rest and relaxation was another major function of Sasebo during the war. With the end of the Korean conflict in late July 1953, the base slipped back into obscurity.

In January 1968 the nuclear-powered aircraft carrier USS *Enterprise* arrived to shake Sasebo awake as nearly 800 rioters opposed to the Vietnam War clashed with police as they tried to access the base. This incident was the basis of then-Prime Minister Sato Eisaku's three non-nuclear principles still in use today.

During the summer of 1969, President Richard Nixon announced his intention to reduce the American presence in Asia. Calling on America's allies to help shoulder the burden of their own military defense, the 'Nixon Doctrine' set in motion the closure or consolidation of selected military bases throughout Japan while major installations such as Yokosuka, Yokota, Misawa and Sasebo began sharing joint control with their Self Defense Force counterparts.

Plans were made in 1970 to relocate the Seventh Fleet and shift all naval activities from Yokosuka to Sasebo. However, a few years later this plan was abandoned in favor of downsizing U.S. Fleet Activities Sasebo and on June 30, 1976 the command was disestablished and became Naval Ordnance Facility Sasebo.

This new command did not last long. On July 1, 1980 U.S. Fleet Activities Sasebo once again reclaimed its name and several ships and submarines were assigned to the base as part of the Navy's Overseas Family Residency Program.

Today most of Sasebo's surface force belongs to the Navy's only forward deployed Expeditionary Strike Group. Each year these ships participate in numerous naval exercises with our Asian partners and also provide humanitarian assistance when called upon whenever natural disasters affect the Western Pacific region.

The arrival of a group of naval men and the appearance of an Imperial Navy warship on a hot summer day in August 1883 sent ripples through the destiny of this quiet village that are still felt today.



Arrival Things to do first

Moving to Japan may seem overwhelming. Not only are you dealing with Jet leg, you are about to embark on a new journey in a new environment and a culture that is very different from your own. This guide is designed to help you through those first months of getting to know your surroundings by lessons learned from our Fleet and Family here in Sasebo.

1. Placing telephone calls:

To dial CFAS DSN extension from DSN, use this format: 252-xxxx

To dial ANY CFAS DSN extension from off-base or via mobile phone, use this format:

0956-50-xxxx

From Sasebo to USA, use this format: 0101-area code-xxx-xxxx

From USA to Sasebo, use this format: 011-81-xx-xxxx-xxxx

Base Operator: 252-1110/ 0956-50-1110

2. Make several copies of your orders. Bring them with you wherever you go for at least 2 weeks; you will be asked for this information often. Also learn your sponsor's work phone number as soon as possible.

3. Check In to your Command. If your ship is not in port, check into Transient Personnel Detachment (TPD) Bldg. PW-63, Phone: 252-3531.

4. Get cell phones. You will need a way for people to get in touch with you and cell phones are the best way. (Japanese land lines can be expensive) There are 3 main service providers in Sasebo: Softbank, Docomo, and AU. There is a Soft Bank kiosk located in the Bayside Food court that has English Speaking representatives available to assist in purchasing cell phones, choosing a plan, and setting up your cellphone in English. Docomo and AU can be found in the Ginza. In the Go-bangai Mall (New Mall) is another Softbank location. Be sure to have a copy of your orders, 2 forms of identification, and your PO Box address.

5. Set up banking in Japan. Navy Federal and Community Bank are both located on Main Base. Navy Federal only issues US Dollars and Community Bank issues U.S Dollars and Japanese Yen. Most ATM cards will work at the Japanese Post Offices and at 7-11. Check local exchange rates and check with your bank regarding international banking fee/ATM fees.

6. Take your passport to PSD located on the first deck of the CFAS Welcome Center, to get your passport stamped with the multiple re-entry stamp. This should be done within the first 14 days of arrival.

7. Living arrangements - Visit the housing office for living arrangements. 252-3402. – See Living Arrangements.

8. Go to Security office to register your CAC ID Card into DBIDS. Call 252-3121 or 252-2382 for more information.

9. Buy a car, if needed – See Driving and Car Registration



Taiko Drummers



Yosakoi Dancers

Lessons Learned

➡ **Google Search** – When using your computer in Japan, type www.google.us/ncr, you will be directed to Google USA for web searching. Most internet browsers have an add-in that you can download to translate Japanese web pages.

➡ **Cellphones** - Most people find that it is not cost effective to use an unlocked American Cell phone with a Japanese Service Provider. Often, by providing a copy of your orders to your American cell phone service provider, you can terminate your contract without a penalty. By providing a copy of your orders to your American cell phone service provider, you may be able to put your account on hold for 2 years (usually free) so that you can keep your cell number when returning OCONUS. It is also possible to keep your American cell phone number by porting it to a Vonage, Skype, or Magic Jack account.

➡ **Tipping** - In Japan tipping or leaving gratuity is often viewed as being rude. Although you may find someone willing to accept your cash handout, leaving a tip is not a part of the Japanese culture and may even be misconstrued as an insult! That being said, on base establishments (such as Chili's, Barber Shop, Harbor View Club, Navy Lodge) operate as if you are inside of the USA, where tipping is generally 15-20% depending on the service. Typically taxi drivers do not get a tip, but I have heard some people have tipped when they felt the driver performed above and beyond expected services.

➡ **Paying** - In most stores in Japan, near the cash register you will find a small plastic tray. When you pay the clerk you are expected to place your cash or credit card into this tray as opposed to just handing your payment to the clerk or setting it on the counter. Note - the opposite is not true. When you are given your change the clerk will hand it directly to you. These cash trays are pretty much ubiquitous, but if for some reason you don't see the plastic tray anywhere near the register, just hand your payment to the clerk or place it on the counter. At most restaurants you will take your bill up to the register in order to pay.

➡ **Voltage and Electricity in Sasebo** is provided at 100 volts, 60 hertz, and mostly Type-A outlets. Electrical power for on-base MFH operates at the standard U.S. voltage of 120V, 60 H Type A & B outlets. Although most of your appliances will not have a problem when you plug them in, CFAS Housing does provide transformers (subject to availability) on our loaner furniture program.

➡ **Driving in Japan** – Learning to drive in Japan is nothing to be worried about. In Japan your steering wheel will be on the right side of the car and you will drive on the left side of the road. Driving in Sasebo is fun and safe due to the well maintained roads and markings, and the relatively low speed limit. Purchasing used vehicles in Sasebo is a recommended option vice shipping your stateside vehicle. Used cars are plentiful and in generally good condition. The CFAS Safety Office, Area Orientation Brief, and Security Department will help you get your license to operate a vehicle, and get your car registered. Having a valid U.S. license is a requirement.

➡ **Taxis in Japan** – Taxis may be hailed on the street or telephoned in advanced. The CFAS App has a list of local taxis that have base access. When phoning a taxi or hailing a taxi back to base or housing, make sure to look for the Base Access sticker in the window or ask the driver if they can go to base before you hop in. Please make a note that it is not polite to eat or drink in the Taxi and remember that the Taxi driver will open/close the rear left hand door for you.

➡ **Gift Cards** are not typically accepted at establishments in Japan. That includes Starbucks, Chili's, Toys R us, etc. Gift Cards can be used for mail order items such as Amazon.com, Amazon.jp, and any other stores that ship to FPO (See section Shipping FPO).

MAIN BASE HOUSING AREA

LEGEND:

- 2 BEDROOM (Orange)
- 3 BEDROOM (Yellow)
- 4 BEDROOM (Green)
- SELF HELP SHEDS (Icon of a wheelbarrow)

STREETS: PENNSYLVANIA AVENUE, ALASKA LOOP, KENTUCKY WAY, FLORIDA DRIVE

FACILITIES: E. J. KING SCHOOLS & SASEBO ELEM SCHOOL, YOUTH CENTER 502, CDC, TEEN CENTER 608, SCHOOL GYM, COURT, BALLFIELD, KIZUNA TOWER 580, DRAGON CREST TOWER 1512

HOUSING AREAS: DRAGON VALE, DRAGON CREST, KIZUNA TOWER, FIDDLERS GREEN

Other Labels: SSK BYPASS, MAIN GATE, BACK GATE, Visitor Parking

HARIO VILLAGE (532 units)

BACK GATE

SAKURA TOWER 5028

BARA TOWER 5035

HOUSING OFFICE

SEA BEACH COURT

COMMISSARY 5127

Parris Island Avenue

UME TOWER 5024

SCHOOL J. AL DAREY SCHOOL 5114

HOUSING WAREHOUSE & PWD 5113

LAUNDRY AREA

FF8C CHAPEL WIC 5141

KIKU TOWER 5023

BASEBALL FIELD

TENNIS COURTS

HARIO GYM 5115

COMMUNITY CTR 5116

SECURITY OFFICE

FIRE STATION 5121

MAIN GATE

NEWPORT LANE

5021 GLEN VIEW COURT

5020

5018 ALAMEDA COURT

5017

5014

5013

5011

5012

5009

5008

5007

5004

5005

5006

5009

5010

5011

5012

5013

5014

5015

5016

5019

5022

5027

5026

5026-1

5030

5031

5032

5033

5034

5038

5037

5101

5102

5103

5104

5105

5106

5107

5108

5109

5110

5111

5112

5113

5114

5115

5116

5117

5118

5119

5120

5121

5122

5123

5124

5125

5126

5127

5128

5129

5130

5131

5132

5133

5134

5135

5136

5137

5138

5139

5140

5141

5142

5143

5144

5145

5146

5147

5148

5149

5150

5151

5152

5153

5154

5155

5156

5157

5158

5159

5160

5161

5162

5163

5164

5165

5166

5167

5168

5169

5170

5171

5172

5173

5174

5175

5176

5177

5178

5179

5180

5181

5182

5183

5184

5185

5186

5187

5188

5189

5190

5191

5192

5193

5194

5195

5196

5197

5198

5199

5200

5201

5202

5203

5204

5205

5206

5207

5208

5209

5210

5211

5212

5213

5214

5215

5216

5217

5218

5219

5220

5221

5222

5223

5224

5225

5226

5227

5228

5229

5230

5231

5232

5233

5234

5235

5236

5237

5238

5239

5240

5241

5242

5243

5244

5245

5246

5247

5248

5249

5250

5251

5252

5253

5254

5255

5256

5257

5258

5259

5260

5261

5262

5263

5264

5265

5266

5267

5268

5269

5270

5271

5272

5273

5274

5275

5276

5277

5278

5279

5280

5281

5282

5283

5284

5285

5286

5287

5288

5289

5290

5291

5292

5293

5294

5295

5296

5297

5298

5299

5300

5301

5302

5303

5304

5305

5306

5307

5308

5309

5310

5311

5312

5313

5314

5315

5316

5317

5318

5319

5320

5321

5322

5323

5324

5325

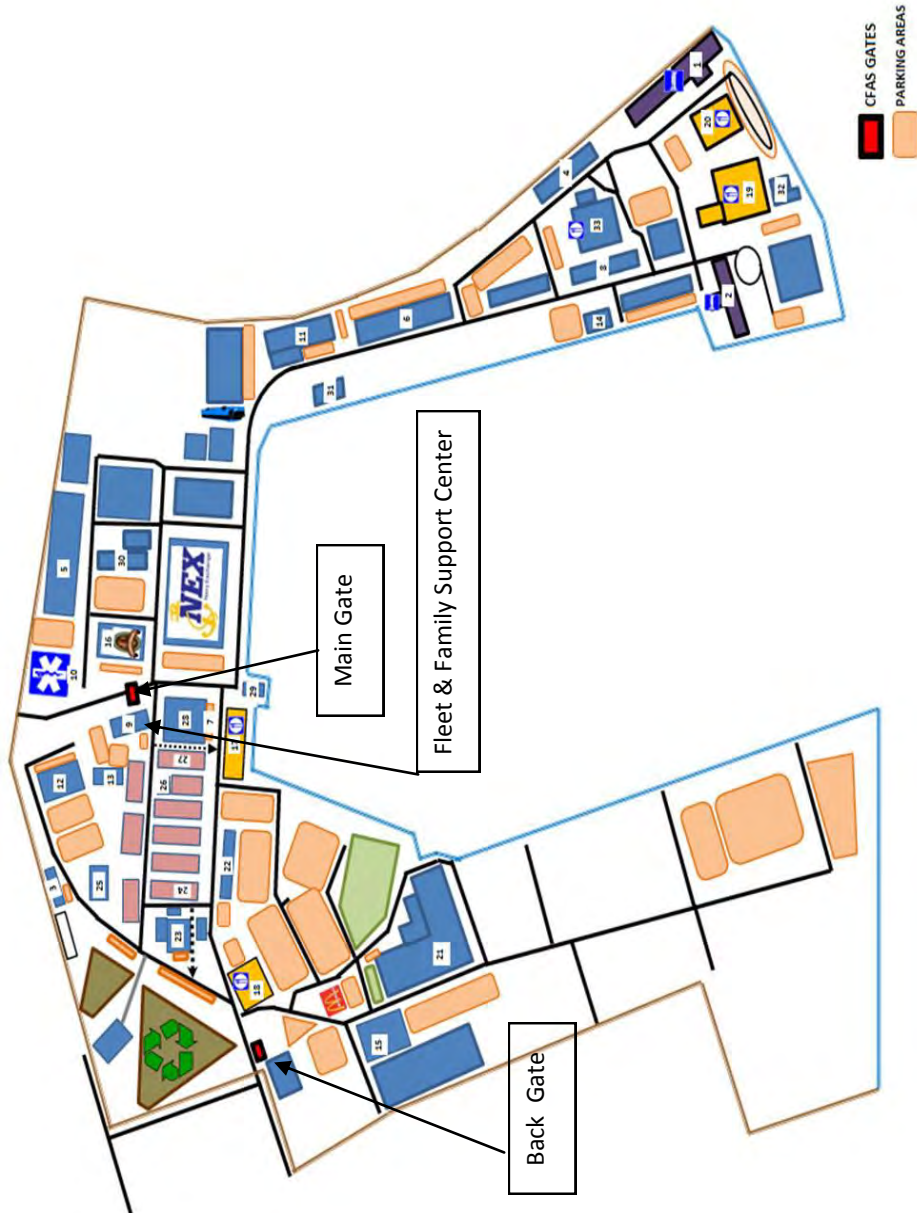
5326

5327

5328

5329

Map of Main Base



KEY of Map

- 1 NAVY LODGE
- 2 NAVY GATEWAY INNS & SUITES
- 3 VETERINARY TREATMENT FACILITY PAWS 'N' CLAWS KENNEL
- 4 TRANSIENT PERSONNEL DETACHMENT (TPD)
- 5 HOUSING SERVICE CENTER (3RD FL) PERSONAL SUPPORT DETACHMENT (PSD)
- 6 BACHELOR HOUSING OFFICE
- 7 PERSONAL PROPERTY OFFICE
- 8 SCHOOL BUS TRANSPORTATION REGION LEGAL SERVICE OFFICE HRO
- 9 POST OFFICE FLEET & FAMILY SUPPORT CENTER (FFSC) FAMILY MEMBER ASSISTANCE TEAM (FMAT)
- 10 BRANCH HEALTH CLINIC TRICARE (3RD FLOOR)
- 11 COMMUNITY EDUCATION CENTER BANKS SAFETY OFFICE (DRIVER'S LICENSING) RELIGIOUS MINISTRIES NAVY COLLEGE OFFICE LIBRARY
- 12 CFAS SECURITY VEHICLE REGISTRATION OFFICE
- 13 BASE COMMUNICATION OFFICE (BCO)
- 14 AMERICABLE
- 15 HOUSING WAREHOUSE
- 16 COMMISSARY
- 17 BAYSIDE FOOD COURT
- 18 CHILI'S (1ST FLR) BRODIE'S (2ND FLR) GALAXIES NIGHT CLUB (3RD FLR) 19 HARBOR VIEW CLUB
- 20 SHOGUN CAFÉ (GALLEY)
- 21 FLEET FITNESS COMPLEX
- 22 NEX LAUNDRY MAT BARBER SHOP / BEAUTY SALON
- 23 NEX AUTOPORT (MINI MART)
- 24 THRIFTY TREASURES NEX DEPOT 25 AUTO & WOOD HOBBY SHOPS
- 26 NEX GARDEN SHOP
- 27 NEX PACK 'N' WRAP DRY CLEANERS ACE CAR INSURANCE
- 28 NEX UNIFORM SHOP NEX HOME STORE
- 29 USO INFORMATION TICKETS & TRAVEL
- 30 SHOWBOAT THEATER
- 31 MWR OUTDOOR RECREATION
- 32 OUTDOOR POOL 33 BOWLING ALLEY MWR ADMIN OFFICES

CFAS Shuttle Services



CFAS BASE SHUTTLE AM RUN

MON - FRI EXCLUDING WEEKENDS & HOLIDAYS

Bus Stop Location	Round 1	Round 2	Round 3	Round 4	Round 5
1 CBH-98	6:00	6:20	6:40	7:00	7:20
2 Harbor View Club	6:02	6:22	6:42	7:02	7:22
3 Fleet Landing	6:05	6:25	6:45	7:05	7:25
4 Galaxies (Bldg.1649)	6:06	6:26	6:46	7:06	7:26
5 SRF / J/B#2	6:08	6:28	6:48	7:08	7:28
6 PSD	6:11	6:31	6:51	7:11	7:31
7 Food Court	6:12	6:32	6:52	7:12	7:32
1 CBH-98 (Arrive)	6:14	6:34	6:54	7:14	END

CFAS BASE SHUTTLE PM RUN

MON - FRI EXCLUDING WEEKENDS & HOLIDAYS

Bus Stop Location	Round 1	Round 2	Round 3	Round 4
1 SRF / J/B#2	16:00	16:30	17:00	17:30
2 PSD	16:03	16:33	17:03	17:33
3 Food Court	16:04	16:34	17:04	17:34
4 CBH-98	16:06	16:36	17:06	17:36
5 Harbor View Club	16:08	16:38	17:08	17:38
6 Fleet Landing	16:11	16:41	17:11	17:41
7 Galaxies (Bldg.1649)	16:12	16:42	17:12	17:42
1 SRF / J/B#2 (Arrive)	16:14	16:44	17:14	END

Friday + Saturday Main Base to Hario Shuttle

DEPARTURE		ARRIVAL	
Fleet Fitness Complex	1945	Galaxies	1950
Galaxies	1955	Harbor View Club	2000
Harbor View Club	2005	Showboat Theatre	2010
Showboat Theatre	2020	Hario NEX	2050
Hario NEX	2120	Fleet Fitness Complex	2150
Fleet Fitness Complex	2155	Galaxies	2200
Galaxies	2205	Harbor View Club	2210
Harbor View Club	2215	Showboat Theatre	2220
Showboat Theatre	2230	Hario NEX	2300

HARIO HOME-TO-WORK SHUTTLE

RUN	ROUTE	BUS STOP LOCATIONS	TIME (MONDAY THRU FRIDAY) (NO WEEKENDS or HOLIDAYS)		
			Departure	Departure	Arrival
MORNING	MAIN BASE	SHOW BOAT THEATER PARKING LOT	5:30	6:30	7:32
	MAIN BASE	GALAXIES	5:31	6:32	7:34 <small>Finish</small>
	HARIO HOUSING	HARIO COMMUNITY CENTER	6:00	7:00	
	HARIO HOUSING	HARIO UME TOWER	6:02	7:02	
EVENING	MAIN BASE	SHOW BOAT THEATER PARKING LOT	16:30	17:30	18:33 <small>Finish</small>
	MAIN BASE	GALAXIES	16:32	17:32	
	HARIO HOUSING	HARIO UME TOWER	drop off only	drop off only	
	HARIO HOUSING	HARIO COMMUNITY CENTER	17:02	18:02	
	HARIO HOUSING	HARIO UME TOWER	17:03	18:03	
NOTES					
1) Following boarding priority applies : a) Active duty military and DoD civilian employees b) Off-duty military personnel and DoD civilian employees c) Reserve and National Guard members d) Dependents of active duty military and DoD civilian employees e) Retirees f) Visitors to the base (intra-installation only) 2) Passengers on the shuttle bus must occupy seats and wear seat belts. 3) Standing on the bus is not allowed.					

CFAS to Fukuoka Airport Shuttle Bus Schedule

LOCATION	MORNING RUN	AFTERNOON RUN
LOAD THE BUS CFAS BUS STATION (Bldg.#203)	0800	1800
DEPART CFAS BUS STATION (Bldg.#203)	0830	1830
ARRIVE FUKUOKA AIRPORT (Domestic Terminal)	1030	2030
DEPART FUKUOKA AIRPORT (Domestic Terminal)	1200	2230
ARRIVE CFAS BUS STATION (Bldg.#203)	1400	0030

Reserve seat(s) on Fukuoka Airport Blue bus Shuttle.**

(Follow link at https://www.cnmc.navy.mil/regions/cnrj/installations/cfa_sasebo.html)

**Contact M-SA-CFASFMAT@fe.navy.mil for pet transportation from Fukuoka International Airport.



Fukuoka Airport Shuttle Bus Schedule



Times and location of the Shuttle can be found at the following website:

https://www.cnmc.navy.mil/regions/cnrj/installations/cfa_sasebo/about/getting_here.html

Useful phone numbers with location

Auto Port - Bldg. 1625 Main Base Across from Chili's is the Base gas station, mini mart, auto repair, and auto rental. Hours: Sun-Thu 0700-2100, Fri-Sat 0700-2200.

Auto Port Main Store Telephone: 252-3607,

Auto Rental Telephone: 252-3576,

Auto Repair Service Telephone: 252-3607

Beauty /Barber Shop - Bldg. 330 Main Base (next to Food Court), Telephone is 252-3856. Hario located Inside NEX home store, Telephone is 252-8853

Bayside Food Court (next to Fleet Landing) has several dining options such as Anthony's Pizza, Subway, Popeye's Chicken, Taco Bell, Dunkin Donuts, and Baskin Robbins. Soft Bank Kiosk located in Food Court. Free Wi-Fi. Hours are Sun-Thurs 0630-2000 and Fri-Sat 0630-2100

Bowling Alley - Bldg.91, Telephone is 252-3634

Chili's Bar and Grill - Next to Galaxies Credit Cards, and Yen are accepted.

Commissary – There are 2 Locations in Sasebo; one on Main Base next to NEX and one in Hario housing. Hario is the larger of the 2 stores. Main Base Hours are Mon-Tues 1000-1900, Wed Closed, Thurs-Fri 1000-1900, and Sat-Sun 1000-1800. Telephone: 252-3760. Hario hours are Mon-Tue Closed, Wed-Fri 1000-1900, and Sat - Sun 1000-1800. Telephone: 252-8939

Community Education Center - Bldg.155

Dry Cleaning – Across Fleet and Family Support Center Telephone number is 252-3789

Fleet and Family Support Center – behind Post Office Hours 0730-1630 Telephone 252-3372

Fleet Fitness Center - Complex Bldg. 430 – Hours Mon-Fri 0500-2100, Sat-Sun 0900-1900 Telephone 252-3595

Harbor View Club - Bldg. 1446 – Across from CFAS HQ Telephone: 252-3965

Hario Eatery - located in the Community Center Building offers: Baskin Robbins, Subway, and Anthony's Pizza. Hours are Sun-Thurs: 1100-1900 and Fri-Sat: 1100-2000. Telephone: 252-8701

International Travel and Tours (ITT) – Located in Fleet Landing Bldg. 128 Across from USO- Hours Mon - Friday 1000-1600 and Saturday 1000-1600. Telephone number: 252-3433

Laundromat – Next to Fleet Landing

Library –inside the CEC, closed Wednesdays and Saturdays.

McDonalds – Located next to Fleet Fitness Center

Navy Exchange - NEX Main Base: located across from the Post Office. Hours are Mon –Sat 0900-2000 and Sun 1000-1900. Telephone: 252-3510

NEX Hario Home Store - located across from the movie theatre. Hours are Mon-Thurs: 1100-1900, Fri: 1100-2000, Sat: 0900-2000, and Sun: 0900-1900. Telephone number is 252-8850.

NEX Main Base Furniture Store - Bldg. 132 is across from NEX. Telephone number is 252-2496

NEX Main Base Uniform Shop - is upstairs from the Furniture Store. Telephone number is 252-3545

NEX Main Base Depot - Bldg. 303 is located next to Auto port – hours 0900-1700 Monday-Friday Office Supply and small selection of home repair items. Telephone number is 252-3504

NEX Fleet Exchange - Bldg.30 NEX Garden Shop - Hours Monday – Sat 0900-1800 Sunday 1000-1800 Telephone number is 252-2496

Navy Lodge - Bldg. 16 Telephone number is 252-3601

Optical Shop - Bldg. 132 is located next to ACE Insurance- Telephone number is 252-3564

Outdoor Adventure Center Bldg. 1366 (across from CEC) offers guided tours and rentals for outdoor recreational activities such as hiking, fishing, and scuba. Hours are Mon, Thurs, Fri 1100-1800, Sat-Sun 0800-1700. OAC is closed on Tuesday and Wednesday. Telephone: 252-3500

Pack N Wrap - Bldg. 132 is located next to ACE Insurance. Telephone number is 252-3342

Post Office - Main Base Post office hours are: Mon (mail and package pick up only) and Tue – Sat 0900-1600. Main Base phone number: 252-3426

Post Office – Hario Post Office hours are: Mon (mail and package pick up only) 1100-1700, Tues-Fri 1100-1600 (finance) 1700 (mail and package pick up only), and Sat: 1100-1500, Hario Post Office phone number: 252-8830

Religious Ministries (RELIMIN) - Chaplain's Office Main Base Telephone: 252-3380 Hario 252-8945

Thrifty Treasures (located next to Auto Port) - is a non –profit base thrift store run by the Officer's Spouses Club. All proceeds get donated back to the community. Donations are accepted from the community of used and new items. Hours: Mon. Wed. Fri. 1000-1300. Hours for the second Wednesday of every month 1530-1800. For more information: 252-8940

USO - Bldg. 128 Is Located in Fleet Landing Hours USO Fleet Landing: Hours -Sun-Thurs: 0800-1200 Fri & Sat: 0800-1400 Telephone: DSN: 252-3873
USO Nimitz: Tues-Sat: 0900-1800 Closed on Sun & Mon. Telephone: DSN: 252-3960



Living Arrangements

The Housing Office is located in Bldg. 200 on the third floor, across from Branch Health Clinic, Hours are Mon-Fri 0800-1630. Main Base Housing Office: 252-3402; Trouble Calls: 252-3535

Hario Housing Office Hour: 0800-1600 Hario Housing Office: 252-8888 Hario Housing Trouble Desk: 252-8080

All service members and civilian personnel are required to check in with the Housing Services Center (HSC) prior to agreeing to rent, lease, or purchase of housing. Personnel entering into rental lease agreements without negotiating them through the HSC risk being disallowed payment of housing allowances but will still be held accountable to pay for the rental lease agreement out-of-pocket. Only rental properties that are inspected, approved and listed by the HSC will be considered valid for payment of Overseas Housing Allowance (OHA) and Living Quarters Allowance (LQA).

Effective 25 Jun 2013 all Active Duty Accompanied Members must reside in on-base housing.

All incoming military families are involuntarily assigned to MFH meeting their eligibility requirements based on rank and family composition (sorry - I know we love them, but dogs are not considered to be part of the family composition for housing assignment purposes), without regard to location (Dragon Vale or Hario Village) or type of unit (garden-style apartment, townhouse, or tower unit). Members declining involuntary assignment will no longer be eligible to receive a government funded courtesy move (moving from off-base to on-base) and Temporary Lodging Allowance (TLA) is forfeited in 30 days or on the availability date of the unit offered, whichever is later. Furthermore, Member will not be eligible for Overseas Housing Allowance (OHA) and (Move In Housing Allowance (MIHA) entitlements.

Unaccompanied Housing (UH) Division, U.S. Fleet Activities, Sasebo, Japan

Also known as Bachelor Quarters or Bachelor Housing, UH Division is responsible for providing single/unaccompanied housing for all authorized FLEACT Sasebo, tenant units and home ported ships. UH division has five (5) buildings dedicated for this mission to support the permanent party housing requirements and the CNO's Home Port Ashore program.

E1-E4 personnel assigned to home ported ships must check-in with their respective units prior to assignment & occupancy of UH. For E1-E4 Sailors assigned to shore, tenant or rotational commands, please check in to BOH Front Desk at Building 1455 with the following documents:

- PCS Orders
- Fill-out the front desk check-in information

For single personnel, Housing Referral Service for off-base housing will be provided as soon as verification of entitlements, eligibility and/or non-availability of government quarters has been documented and received. Authorization, requirements and documentations will vary according to pay grade and assigned duty station.

Whether you and your family live on or off base, you can still enjoy all the things Japan has to offer.

CFAS Housing Department is responsible for the smooth operations of all military housing facilities at FLEACT Sasebo. We are one of the departments under Commander, U.S. Fleet Activities, Sasebo Japan.

Housing assets encompass five Unaccompanied Housing (UH) buildings capable of providing up to 1,500 beds; and a 749 unit Military Family Housing (MFH) serving the accompanied housing requirements of US Forces and civilian personnel authorized to serve "with dependents" tour in Sasebo. Our off-base Housing Referral Service (HRS) provides housing leases for unaccompanied personnel and families in the area that are authorized to live in the local community.

In order to ease your transition, other housing support functions are provided to include the temporary & whole tour loaner furniture program, self-help shop, off-base housing inspection, translation, lease interpretation, mediation and housing showing services.

Initial Steps in finding Community Housing:

HOMES.mil is a new official Department of Defense (DoD) website, dedicated to helping Service members, Families, and DOD civilians find community housing. You can use HOMES.mil to search for housing available in Sasebo. Create an account on the secure HOMES.mil website and start searching. It's as easy as entering the Installation name, SASEBO JAPAN COMFLTACT (NAVY). You can refine your search to include what is most important to you in your housing search.

Initial move-in costs to live in a Japanese home can normally run from \$3,000 to \$8,000 or more. The move-in cost is equal to about five months' rent which includes agent/realtor's fee, two months security deposit, first month's rent, and restoration fee. Your disbursing department can loan the entire cost (for eligible personnel) needed to move, and some move-in costs (agent/realtor's fee and restoration fee) are reimbursed to you by the Navy after the lease is signed. Your Overseas Housing Allowance (OHA), Cost of Living Allowance (COLA) and Utility Allowance will help subsidize the cost of living in Japan. All funds for TLA reimbursement and move-in costs are deposited electronically to your DDS account. In order for your spouse to access these funds, they must be a joint owner of your DDS account.



After attending the housing brief, you will have access to the “Cho” board, which is a listing of all available units and a map to see where each unit is located.

- The Cho Board contains house and apartment listings that are currently available for rent.
- At 12:00 p.m. each day, any new and previously viewed listings will be posted on the Cho board.
- You are allowed to pull 2 listings off of the Cho board at a time for viewing.
- You will bring the units that you are interested in to the front desk and they will call the sales agent to set up an appointment to show you the unit(s)
- On the day of your appointment you will meet the real estate agent outside the back gate and they will drive you to view the unit that you are interested in.
- Make sure to bring slippers (real estate agent will often bring slippers for you to wear) and wear socks as you will need to remove shoes when viewing units.
- If you choose to view 1 listing you will have until 12:00 p.m. the next working day (after viewing a unit), to inform Housing if you will accept it.
- If you choose to view 2 listings, you will have until 12:00p.m. the next working day after you have viewed the second listing, to inform housing of your decision

Things to consider when choosing housing:

You have no doubt heard of how small all of the houses are in Japan. In reality, you will find a wide variety of sizes in both apartments and houses, from very small to quite large. Many houses can accommodate larger families and regular American-style furniture. However, you may find doorways, elevator openings, and stairwells a bit narrow, and ceilings and doorframes a bit lower than what you’re accustomed too. A standard Japanese kitchen will have a smaller size counter top, 5 or 6 cabinets and a set of drawers.

There may be space in the kitchen for additional storage shelves/units. Other rooms in the house will have tatami mats or hardwood floors. Fusuma doors (thick cardboard like paper) and rice paper window screens called shoji doors are also commonly found inside Japanese homes. Japanese homes get cold in the winter and hot/humid in the summer. The Housing Welcome Center will provide you with air conditioning/ heating units and kerosene fan heaters designed to heat and cool single rooms.

E-MAIL ADDRESS: m-sa-cfashousinginformation@fe.navy.mil

Facebook: <http://www.facebook.com/cfashousing>

SASEBO WEB PAGE: <https://www.cnmc.navy.mil/Sasebo/index.htm>

Navy Housing: <http://www.cnmc.navy.mil/ffr/housing.html/>

DSN NUMBER: 252-3402 Commercial Number from U.S.: 011-81-956-50-1110
(Then ask the operator to connect you to any DSN)

As with any move, you will need some cash reserves for housing and transportation when you arrive in Sasebo. Move in costs for off base housing in Japan can run up to the equivalent of 4-5 months’ rent. Fees are usually, first month’s rent, security deposit, agent fee, and landlord fee (Key Fee).

Japanese housing is not well insulated; you will likely need to use kerosene heaters in the winter. Always remember to remove your shoes when entering Japanese Houses/Apartments. Slippers and socks are removed when entering a Tatami room. Japanese rental agreements will often state that shoes cannot be worn inside the house.

Electricity in Sasebo is provided at 100 volts, 60 hertz, and mostly Type-A outlets. Electrical power for on-base MFH operates at the standard U.S. voltage of 120V, 60 H Type A & B outlets. Most of your appliances will not have a problem when you plug them in. If you live out in town CFAS Housing can provide transformers (subject to availability) as part of the loaner furniture program.

For those of you that live off base, Japanese Homes are relatively small. Although MFH units are equipped with standard sized (large washers/dryers and refrigerators), you will find that the homes in the local community uses a smaller “compact” version to fit their smaller homes. We recommend that you don’t ship your washers, dryers or refrigerators. Watch out if you are shipping large/bulky furniture such as big couch or entertainment centers. Your personal property shipment office should be able to give good advice when you schedule your HHG shipment and survey.

Temperature - Temperature in Japan is measured in degrees Celsius. $212\text{ }^{\circ}\text{F} = 100\text{ }^{\circ}\text{C}$ = boiling point of water and $32\text{ }^{\circ}\text{F} = 0\text{ }^{\circ}\text{C}$ = freezing point of water

Weather in Sasebo has a humid subtropical climate with hot and humid summers and cool winters. Rainy season is generally in July. Dehumidifiers are a must have during the summer months.

Driving in Japan



In Japan you will notice that driving is on the left side of the road. Cars typically will have the driver’s seat and steering wheel on the right side of the car. Unlike in the USA, mileage will only be shown in Kilometers. 1 mile = 1.609km. Driving on the opposite side of the road can be difficult at first but after a few weeks you will be a pro driving in Japan.

The operation of a privately owned vehicle (POV) in Japan is a conditional privilege extended to military personnel, sponsored civilian employees, and their family members by the Commander, Fleet Activities, Sasebo. You will not be able to purchase a car until you have passed the driver’s test.

In order to obtain a Driver’s License you must attend AOB, attend the Driving Class offered at the Safety Office (Located in the CEC), and take a written and road test.

Study materials for the Driving test are available in the Safety Office. It is highly advised that you pick up the study guides ahead of time. Japan requires you to be knowledgeable about international and Japanese road signs. The Safety Office has a color printout of the signs you must learn for the test or use the following link: <http://www.yokota.af.mil/shared/media/document/AFD-100329-005.pdf>

For information regarding Motorcycles: Please contact your command Motorcycle Safety Representative (MSR) or Safety office.

Driver's license operating hours: Monday, Tuesday and Thursday 0800-1200 and 1300-1530,

Appointment is required.


Wednesday and Friday (Closed due to holding the class)

Class -0830-0930, written and road test 0940-1130, road test 1300-1530

Driver's license will be issued on the same day

POC: Ikuko Murata, DSN: 252-2704, Email: Ikuko.murata.ja@fe.navy.mil

Satomi Nagahama, DSN: 252-3512, Email: Satomi.nagahama.ja@fe.navy.mil



Buying a Car

There are a variety of vehicles available to drive in Japan. There are cars of all sizes, motorcycles, and motor scooters; each with different license rules, traffic rules, and costs. Deciding what to buy depends on your needs. If you only need to get around town occasionally, you may want a smaller car or scooter. If you want to take friends and explore Japan's roads, a larger car will suit you better. For regular commuters, it may come down to a simple preference.

You have two choices when purchasing a car. Either purchase from a dealer (new or used cars) or from another person. The benefit to purchasing from a dealer is that the dealer will do a large amount of the paperwork. Also, there is some assurance of quality.

The benefit to purchasing from another person is that the price is likely to be a lot cheaper. If you want to buy from another person, but do not want to do the paperwork, you can hire a dealer or pay someone to handle JCI and Road Tax paperwork.

Cars can cost between \$1500 and up. On base there are plenty of used vehicles with low mileage. Bulletin boards advertising cars for sale are located near the Barber Shop, foyer of the CEC, and the first floor of FFSC. Word of mouth is a good way to find out who will be selling a vehicle as well as checking the Lemon Lot on base (located near the auto repair shop). Often cars for sale will be parked near the Navy Lodge.

Japan requires Japanese Compulsory Insurance (JCI) and road tax (see "Registering a vehicle"). These items can be costly. Please consider these costs when choosing a vehicle.

You will find most major automotive Dealers within a 15 min drive from base, such as, Nissan Toyota, and Daihatsu.



Roads are narrow which means you must be more cautious driving on some roads especially if you choose to own an SUV or larger vehicle.

Off base housing may dictate how big your vehicle can be based on the parking situation. Please realize not all off base housing will offer parking and some may only offer a spot for 1 vehicle. Make sure you ask about parking/parking costs while searching for living arrangements.

Tolls are common in Japan; keep a small change purse in your vehicle for local tolls. When mapping directions don't forget about the tolls because the cost can add up fast and can be quite expensive. Compare time/distance with non-toll routes.

Vehicle Registration and Car Insurance

Register the vehicle and transfer ownership

Vehicle Registration Office (VRO) is responsible for vehicle registration and de-registration of vehicles.

Anyone other than the Sponsor must have an Original Power of Attorney to register a vehicle.

Buyer must have:

Military/Dependent/Civilian Identification Card

USFJ 4EJ Operator's Permit (Issued by CFAS Safety)-A Valid SOFA Driver's License

Liability Insurance in his/her name for a minimum period of 12 months

Japanese Compulsory Insurance (JCI)

Yen for Road Tax



Seller must have:

Current Japanese Title

The Base Decal

Current Road Tax Receipt

Register personal vehicles at Vehicle Registration Office (VRO, bldg. 320).**Sasebo: DSN: 315-252-2377****International: 011-81-956-50-2377****E-mail: M-SA-CFAS-SEC-VRO@fe.navy.mil and for online information and FAQs****<https://www.facebook.com/CFASVRO>.**

Current Base Inspection Sheet

Current JCI Policy – All cars on the road in Japan must pass inspection every 2 years. Strict government requirements must be met in order to pass the JCI inspection. The process is cumbersome. You can do your own paper work or hire someone to do it for you. JCI can start at about \$500. Remember that coverage for JCI is the very minimum amount for the victim who you may hurt or kill in an accident and nothing else. JCI has no coverage for the victim's property, your property, any other damaged property, and nothing for yourself even when you are injured or killed. The Autoport does JCI inspection and there are several auto shops in town that speak some English that can also do the JCI inspection. It is best to compare pricing and get as much information as you can during the process.

pricing and get as much information as you can during the process.

By law all vehicle owners are required to purchase Personal Liability Insurance (PLI) in case of an accident. PLI can be purchased from a Japanese Insurance agency and at some car dealers. The minimum amount required by U.S. Military Law is 30,000,000 yen for bodily injury and 3,000,000 yen for property damage. You must purchase Japanese Insurance as American Car Insurance will not work in Japan. Japanese car insurance ranges from \$300+ per year depending on the level of coverage

There are 2 Insurance offices close to main base. On Main base Ace Insurance (252-2458) next to pack and ship and at Nimitz Park is AIU (252-0721) located next to the USO.

Another cost to owning a vehicle, is Road Tax, which is due in May. Road tax depends on the size of the vehicles engine. All DOD personnel are required to pay their road taxes in order to receive new base vehicle decals for 2015. Payments must be made by May 31 either on base or at the local Japanese tax office. Road taxes are determined by the number shown on top of each vehicle's license plate, which identifies the vehicle's engine size. Road tax costs around \$30/vehicle depending on the engine size.

VRO will issue the transfer registration papers, bill of sale, and temporary pass.

Road Tax

Required Paperwork: Driver's License USFJ Form 4-Issued by CFAS Safety (Including sponsor and dependent family), Identification Card, Japanese Title, Japanese Compulsory Insurance (JCI), Liability Insurance, proof of payment of the previous year Road Tax and Yen (as described below). Road tax is due by May 31.

Trucks 11Y, 100Y – 32,000 Yen

Ordinary Vehicles 4501 CC and Larger – 22000 Yen

33Y, 300Y, 330Y, 331Y, 300E and up to 4500CC – 19000 Yen

500Y, 50Y, 530Y, 529Y, 531Y, 400Y, 44Y, 500E – 7500 Yen

Light Motor Vehicle 580A, 480 A, 40A, 50A – 3000 Yen

Motorcycle A, 1A – 1000 Yen

Auto Cycle A, B, C – 500 Yen
500Y, 55Y, 530Y, 529Y, 531Y, 400Y, 44Y & 500E - 7,500 Yen

Light Motor vehicle 580A, 480A, 40A & 50A – 3,000 Yen

Motorcycle A & 1A - 1,000 Yen

Auto cycle A, B & C - 500 Yen

Ordinary Type: 33Y, 300Y, 330Y, 329Y, 331Y & 300E up to 4,500 cc – 19,000 Yen

Above 4,500 cc – 22,000 Yen

500Y, 55Y, 530Y, 529Y, 531Y, 400Y, 44Y & 500E - 7,500 Yen

Light Motor vehicle 580A, 480A, 40A & 50A – 3,000 Yen

Motorcycle A & 1A - 1,000 Yen

Telephone Service

Consider using the internet and a service such as Vonage, Skype, or VOIP to phone the USA. If you live on base you can sign up a DSN phone plan (Free calls DSN to DSN) through the Base Communications Office. 252-3200

Mail

Post Office services are offered both on Main Base and in Hario. Individuals residing in a Cho or in Base housing are entitled to receive a post office box with an FPO mailing address. Those living in a Cho or Main Base housing will receive a PO Box on Main Base. If you reside in Hario Base Housing, you will receive your mail at your PO Box in Hario. If you live in a Cho, you will also have a Japanese mailing address.

When mailing packages from Japan to USA, you must fill out a customs form. Forms are located inside of the post office. Main Base phone number: 252-3426; Hario Post Office phone number: 252-8830

Just for Fun —

Base Entertainment + Recreation

Fleet and Family Support Center: Japanese phrase Class on Tuesdays 1130-1230 Telephone 252-3372.

Liberty Center: 252-6765; Single and Unaccompanied Military Program

MWR Hobby Shops Auto Body Hobby Shop Telephone: 252-3977; Wood Hobby Shop; Telephone: 252-3977

MWR Library Telephone: 252-3593 Located first floor of CEC. Hours Mon, Tues, Thurs, Fri, Sun 1000-1800. Closed Wed and Sat

Outdoor Adventure Center: Telephone 252-3500; Mon, Thurs, Fri 1100-1700, Tue and Wed Closed, Sat & Sun 0800-1700

Showboat Theatre Telephone: 252-3822

Spare Time Rec. Center (Bowling Alley) Telephone: 252-3634 Daily 1000-2200

Travel & Tours Telephone: 252-3433 Mon-Sat 1000-1800

USPS® Customs Declaration – CN 22

IMPORTANT: The item/parcel may be opened officially. See Privacy Notice on reverse of Sender's Instructions page. Please print in English and press firmly, you are making multiple copies.

From: Sender's Last Name _____ First _____
Business _____

☐ Documents ☐ Commercial sample ☐ Merchandise ☐ Dangerous Goods
☐ Gift ☐ Humanitarian Donation ☐ Other _____

Detailed description of contents (1)	Qty (2)	Weight (3) lb. oz.	Value (4) (US \$)	HS Tariff # (5)	Country of Origin (6)
SAMPLE					

City _____ State _____ ZIP+4® _____
Telephone/Fax or Email _____

To: Addressee's Last Name _____ First _____
Business _____
Address _____
City _____ State/Province _____ Post Code _____
Country _____ Telephone/Fax or Email _____

Totals (7) _____

AES Exemption (8)
☐ NOEEI § 30.37(a) ☐ NOEEI § 30.37(h)

I certify the particulars given in this customs declaration are correct. This item does not contain any undeclared dangerous articles, or articles prohibited by legislation or by postal or customs regulations. I have met all applicable export filing requirements under federal law and regulations.

Sender's Signature and Date (9) _____

Mailing Office Date Stamp _____

PS Form 2976, July 2013 PSN 7530-01-000-9833 1 - Post Office Copy — retain on file for 30 days after mailing



Clubs and Organizations

United Services Organization (USO) - **USO Sasebo** provides home-away-from-home services to both Sailors aboard home ported ships as well as shore-based individuals and family members. USO Sasebo has established excellent community relationships and continues to serve as a key link with the City of Sasebo. USO Fleet Landing: Sun-Thurs: 8am-12am, Fri & Sat: 8am-2am DSN: 252-3873. USO Nimitz: Tues-Sat: 9am-6pm, Closed on Sun & Mon DSN: 252-3960.

Navy –Marine Corps Relief Society (NMCRS) - The mission of the Navy-Marine Corps Relief Society is to provide, in partnership with the Navy and Marine Corps, financial, educational, and other assistance to members of the Naval Services of the United States, eligible family members, and survivors when in need; and to receive and manage funds to administer these programs.

NMCRS provides financial assistance and counseling, Quick Assist Loans (QAL), Budget for Baby classes, in-home Visiting Nurse Program, Education Assistance, and assistance with Emergency Travel.

Sasebo Office Information Hours: Monday – Thursday 1000 – 1500 (closed on Holidays) home 0956-50-3366: 0956-50-3366/3049 or DSN: 252-3366/3049.

Location: 2nd deck of the Community Education Center. www.nmcrcs.org

The Navy League has three missions: to enhance the morale of active-duty personnel and their families; inform Congress and the American public on the importance of strong sea services; and support youth through programs such as the Naval Sea Cadet Corps, Junior ROTC and Young Marines that expose young people to the values of our sea services. <https://www.facebook.com/pages/US-Navy-League-of-Sasebo-japan/116662251732956?fref=ts>

The Officer Spouses Club is a non-profit organization open to spouses of active duty officers and civilian employees GS-7 and above. The majority of the OSC's fundraising goes towards scholarships. Meetings and social events are planned for the 3rd Thursday of each month, from September – May.

Email sasoscweb@yahoo.com to join the distribution list and to find out about upcoming meetings and events.

Sasebo Community Association: promotes the welfare of the Sasebo community through active participation in community service projects by donating to various community homes in the area, other appropriate causes like college scholarships, and to initiate new ideas for the betterment of the community, through various social functions throughout the year.

SCA meetings are held on the first Friday of each month at 5pm. The location varies, so if you are interested in attending a meeting, please contact us at:

membership.sca@gmail.com

You can obtain a list of all the private organization with the CFAS Legal Office located at Building 80.

Employment

Fleet and Family Support Center can help you find employment locally: 252-3372 for more information.

Human Resources advertises open positions posted on a bulletin board outside of their offices. Telephone: 252-3428

MWR posts jobs and sends a weekly employment newsletter: 252-3328



Let's Eat

At Main Base:

Bayside Food Court (next to Fleet Landing) has several dining options such as: Anthony's Pizza, Subway, Popeye's Chicken, Taco Bell, Dunkin Donuts, and Baskin Robbins - Hours are Sun-Thurs 0630-2000 and Fri-Sat 0630-2100

Bodies: 252-2987; Located Second Floor in Galaxies

Bowling Alley: 252-3634-- Behind 24 hr. Fitness Center Hours.

Chili's Bar and Grill: 252-2935 (Next to Galaxies)

Harborview Club: 252-3965 Chop's, Starbucks, Hog Heaven.

Bowling Alley: 252-3634

At Hario Housing:

Food Court -- Anthony's Pizza, Baskin Robins, and Subway



Off Base Restaurants

American Friendly

Go to <http://www.sasebo-cci.or.jp/friendshipbusiness/> restaurants.



CoCo Curry House -- English Menu Available Also delivers. Choose your favorite flavor, level of spiciness, portion size, toppings, and add-ons. Create your own curry the way you like it. <http://www.ichibanya.co.jp/english/>



Sushi Go Round/Sushiro - Kid Friendly. English Menu available. Two located on road 35 heading towards Hario housing. Also on located at Go ban gai (the new mall). After entering Sushiro approach the kiosk to get a number. Usually there is someone available to help you with the Japanese screen. Wait for your number to be called by watching the screen to see the current number. Don't panic, as each table has a touch screen with an English menu available. Your menu items will arrive shortly and music will play from the screen at your table to let you know when your food is arriving. All menu items are in a red tray so be sure to only take the items that you have ordered. Items not located in a red tray are available by pulling off of the conveyor belt.



Sasebo Burger



Hikari – Sasebo Burger – Within Walking Distance
Main Base 1-1 Yatakecho, Sasebo, Nagasaki Prefecture


Hikari
1-1 Yatakecho, Sasebo, Nagasaki Prefecture

The Hikari Hamburger Stand is one of the oldest and most popular burger joints in town. The Hikari burger stand has only 7 seats inside but not many people bother about those. People eagerly wait outside to be called on by a loudspeaker. You get a number handed to you when placing your order. Sunday is the most popular day, be sure to get there early. Lines start forming as early as 10:00am. People come from as far away as Fukuoka and Nagasaki to go to Hikari.



Kebab Stand plus

Address:
4-12 Tokiwamachi
Hours 11:30 a.m.-7:30 p.m.
Closed Wednesdays
URL <http://ks-plus.jugem.jp/>



Mike's Tex Mex

Address:
4-8 Shimokyomachi
Sasebo 857-0875
Nagasaki Prefecture
Mike's Tex-Mex Restaurant Sasebo 4-8
Shimokyomachi, Sasebo 857-0875, Nagasaki Prefecture. Craving Tex Mex while in Japan? Look no further than Mike's Tex Mex. Simple food and made fresh. Chips are made hot and fresh not in advance.





Gobangai Sasebo

Address:
857-0855, 2-1 Shinminatomachi,
Sasebo, Nagasaki Prefecture 857-0855
Hours of operations: 1000-2100

You can find: Baskin & Robins
Sushi Go Round



Convenience Stores or Kombini in Japanese (7-11, Family Mart, etc.) offer delicious meals and snacks. Back home we would never think of having dinner at the local convenience store but here in Japan you can find wonderful food items to go. Rice balls, gyoza, and many more



101 THINGS TO DO WHILE IN SASEBO

Location	Google Coordinates	Description	EST. Time
99 Islands Cruise	33.16147,129.680572	Enjoy seas of “Kujukushima” from a sightseeing ship	10 minutes
Arita Ceramics Wholesalers	33.19542,129.876682	World’s largest Arita-yaki shopping Mall	50 minutes
Arita Porcelain Park	33.16431,129.907895	Birth place of porcelain making in Japan	45 minutes
Bio Park	32.989731,129.786271	Learn symbiotic relationship between humans and animals	40 minutes
China on the Park	33.183024,129.851087	Home of Fukagawa porcelain	45 minutes
Daihikan	33.218725, 129.62619	Small park with large Buddha carving on steep rocks	50 minutes
Doctor Fish (SunSpa Omura)	32.921267,129.937762	Tiny flesh eating fish known as doctor fish at Yu No Hana Spa	1.25 hours
Fukui Cave	33.292447,129.69698	Ancient cave from Paleolithic and Jomon periods	45 minutes
Funabansho	33.086328,129.703667	Seafood as fresh as you can get	1 hour
Gen’Emon Kiln	33.196461,129.877602	The potters work in a time honored fashion	1 hour
Glover Garden	32.733353,129.869406	Stunning view of Nagasaki Harbor	1.75 hours
Goban Gai	33.164543,129.7238	New Western style shopping mall in Sasebo	5 minutes
Hario Wireless Towers	33.066333,129.751368	The order to attack Pearl Harbor was broadcast from here	40 minutes
Hirado Castle	33.368573,129.557565	Beautiful castle overlook the ocean	1 hour
Hiyamizu Dake	33.233446,129.583735	Beautiful view of northern “99 Islands”	1.25 hours
Hizen Yumekaido	33.095882,129.991514	The atmosphere of the Edo Period recreated	1.25 hours
Hotel Lorelei	33.092869,129.796662	Located close to Hario with private onsens	30 minutes
Huis Ten Bosch	33.085676, 129.786794	Dutch themed park in Sasebo	30 minutes
Ichigo No Mori	32.994073,129.751869	Pick fresh strawberries with in season	50 minutes
Ikitsuki Daigyoran Kannon Statue	33.363268, 129.431963	Largest bronze statue in Japan with a height of 18 meters	1.5 hours
Ikitsuki Island	33.356142, 129.433182	Sheer cliffs and great hiking trails	1.5 hours
Ishidake Overlook	33.154311,129.689292	Sunset view in “The Last Samurai” scene filmed here	15 minutes
Izumiyama Quarry	33.194514,129.909703	Kaolin, the raw material for porcelain was mined here	40 minutes

Location	Google Coordinates	Description	EST. Time
JMSDF Museum	33.173644,129.713601	Look into the history of Japanese Maritime Defense	5 minutes
Kagamiyama	33.428978,130.022515	Mirror Mountain offers spectacular views of Karatsu	2 hours
Kameyama Hachiman Shrine	33.181846,129.717185	Founded in 1264 for the Emperor Ohjin and Empress Jingu	10 minutes
Kannon Falls	33.435094, 130.130117	It's 45 meters high and 10 meters wide	1.5 hours
Karatsu Castle	33.453543, 129.978194	Illuminated at night and makes a gorgeous sight	1.5 hours
Kiyomizu Falls	33.325239,130.214789	75-meter sheer drop and one of the 100 best falls in Japan	1.25 hours
Kozakibana Park	33.218726, 129.553408	Westernmost point of Japan's Mainland	50 minutes
Kyushu Ceramics Museum	33.178995,129.880794	Collection of Ceramic ware from the entire Kyushu region	50 minutes
Lake Isanoura	33.014376,129.684146	Great camping, fishing	1.25 hours
Lake Nodake	32.976853,129.978449	Enjoy camping, cycling, pedal boating, and outdoor sports	1 hour
Log Kit Sasebo Burger	33.173149,129.713121	Try the famous "Sasebo Burger"	5 minutes
Marukei Trading Company	33.189617,129.905387	Pottery making/ceramic painting in Arita	1 hour
Meganeishi Park	33.203124,129.719407	"Glass Rock" formed by years of erosion	30 minutes
Mifuneyama Rakuen	33.181202,130.016906	Seasonal flowers and colors abound at this park in Takeo	1 hour
Mikaeri Falls	33.367703,130.038857	One of "The Best 100 Waterfalls of Japan."	1.25 hours
Miuramachi Catholic Church	33.165804,129.725823	Old Catholic church near Sasebo Train Station	10 minutes
Mori kirara	33.151843,129.690125	Kujukukushima Zoological and Botanical Garden	15 minutes
Mt. Eboshi	33.180295,129.755678	Breathtaking view of Sasebo Harbor	30 minutes
Mt. Kurokami	33.213389,129.904459	518 meters above sea level with a great view	1 hour
Mt. Yumihari Observatory	33.179891,129.701115	Fantastic view of Sasebo Harbor	30 minutes
Mukyudo	33.086873,129.814175	Air raid shelter dug by elementary school students	35 minutes
Nagasaki Lantern Festival	32.741993,129.875706	2 week event begins on the first day of Chinese New Year	1.75 hours
Nagasaki Peace Park	32.775427,129.863074	Commemorates the atomic bombing on August 9, 1945	1.75 hours
Nagasaki Penguin Aquarium	32.758425,129.946847	A must see for the penguin lovers	1.5 hours

Location	Google Coordinates	Description	EST. Time
Nagushiyama Park	33.257314,129.580324	100,000 Kurume azaleas and Hirado azaleas	1 hour
Nakaoyama	33.120332,129.930701	Small pottery town tucked away in Hasami-cho	45 minutes
Nanatsugama Caves	33.549581,129.928286	Cliffs sharpened by the rough waves of the Genkai Sea	1.75 hours
Neshiko Beach	33.290844,129.446261	One of the “100 most beautiful beaches in Japan”	1.25 hours
Nila Kamal	33.172304,129.730373	Delicious Thai Food Resturant	15 minutes
Noritake Factory	33.279854,129.849646	Factory outlet store for the famous porcelain	1 hour
Obae Hana Lighthouse	33.439785,129.430266	Located at the northern tip of Ikitsuki Island	1.5 hours
Ohashi Kannon Temple	33.272556,129.701419	Located in a beautiful forest near Sasebo	40 minutes
Okawachiyama	33.234631,129.892344	“Village of the Secret Kilns” surrounded by mountains	1.25 hours
Omura Chou Chou	32.96634, 129.95689	This place offers agricultural experiences like fruit picking	1 hour
Omura Go Karts	32.974494, 129.980967	Some of the fastest go-carts in Kyushu	1 hour
Omura Park	32.897448,129.959026	Various flowers blooming almost all year round	1.25 hours
Orange Bay Hotel	32.726103,130.204725	Private onsen in each room and stunning sunset views	2.25 hours
Osaki Beach	33.053893,129.827078	Cozy beach not far from Hario Housing	40 minutes
Osaki Camping	33.051769, 129.831809	Camping along the ocean not too far from Hario	40 minutes
Paradise Garden	33.11972,129.796378	Private onsens right here in Sasebo	20 minutes
Pearl Sea Resort	33.161479,129.680644	Aquarium, restaurants and more 10 minutes from Main Base	10 minutes
Round 1 Saga	33.275112,130.301343	Bowling, Karaoke, video games, UFO catchers, and more	1.25 hours
Ryutosen Waterfall	33.025505,129.985068	A series of waterfalls in Higashi Sonogi	1 hour
Saga Balloon Fiesta	33.252326,130.245581	Large aerial event occurs in late October/early November	1.25 hours
Saga Space Science Museum	33.179029,130.035317	Have fun with science through participation and experience	1.25 hours
Saga YouMe Town	33.276035,130.306301	American style shopping mall in Saga City	1.25 hours
Saikai/Shin-Saikai Bridge	33.054914,129.759243	Observe the whirlpools below the 2 bridges	40 minutes
Sakagura Dori	33.092399,130.114559	Sake Brewery Avenue in Kashima	1.25 hours
Sasebo Morning Market	33.16488, 129.720208	Asaichi, famous morning market opens at 3a.m.	5 minutes
Scarecrow Festival	33.118716,129.922145	Annual even takes place in Hasami-cho in late September	50 minutes
Senryu Falls	33.296795,129.681142	Waterfalls of the Hidden Dragon	50 minutes

Location	Google Coordinates	Description	EST. Time
Shikisha	33.120431,129.93048	Pizza making and ceramic painting	50 minutes
Shiosai No Yu	33.055494,129.823951	Both public and private onsen not far from Hario	40 minutes
Shirahama Beach	33.124002,129.660816	Beautiful beach nearest to Main Base	30 minutes
Shirahama Campground	33.122845,129.661549	Camping right along the ocean	30 minutes
Shirikusari Beach	32.925014,129.640378	Beautiful cove with camping, snorkeling and diving	1.25 hours
Soto Dam	33.217726,129.780048	31 American POWs lost their lives building this dam	40 minutes
Steak Salon Asakura	33.166865,129.7228	Enjoy delicious steak Sasebo style	10 minutes
Tabira Insect Park	33.339832,129.583182	Observe various insects in their natural habitat	45 minutes
Takeo Hot Spring	33.194954,130.015646	Hot springs feature spring water with soft texture	1 hour
Takeo Library	33.189303,130.023648	Library, Starbucks and Tsutaya bookstore all in one	1 hour
Tamaya Beer Garden	33.172154,129.719538	All you can eat and drink summers, in downtown Sasebo	5 minutes
Tea Cup Onsen	33.095553,129.983718	Enjoy a private onsen in a tea cup shaped bath	1 hour
Tenkaiho	33.131359,129.69294	Beautiful "99 Islands" overlook	25 minutes
Tensan Ski Resort	33.354055,130.147554	Nearest location from Sasebo for winter sports	1.25 hours
Todoroki Falls	33.089117,129.966345	Beautiful waterfalls located in the onsen town of Ureshino	1.25 hours
Tonchinkan	33.170995,129.723359	Japanese "Izakaya", pub with food service	10 minutes
Touzan Shrine	33.189134,129.898929	Shrine dedicated to Ri Sanpei, the father of Arita porcelain	1 hour
Tsugane Falls	32.914623,129.695164	Located in a hunted area including a hunted tunnel	1.5 hours
Umegae Sake Mill	33.089405,129.814948	Sample freshly brewed sake close to Hario	40 minutes
Uragashira Repatriation Park	33.100354,129.757811	1.4 million Japanese returned from overseas after WWII	40 minutes
Urami Falls	32.973147,129.974156	Isolated waterfall you can walk behind	1 hour
Woody Life	33.034422, 129.74411	Large variety of delicious curry dishes. Take Out only	45 minutes
Yabusame at Kurokami Shrine	33.2093,129.92722	Japanese horseback archery annually on October 29th	1 hour
Yosakoi Festival	33.169249,129.722756	Held the 3rd weekend in October every year	5 minutes
Yoshinogari Historical Park	33.323508,130.391048	Experience life in the ancient Yayoi period of Japan history	1.25 hours
Yutoku Inari Shrine	33.073574,130.108198	One of the largest Inari-jinja in all of Japan	1.25 hours

Shopping

Shopping on Base:

The NEX Autoport - Main Base Across from Chili's is the Base gas station, mini mart, auto repair, and auto rental. Hours: Sun-Thu 0700-2100, Fri-Sat 0700-2200. Auto Port Main Store Telephone: 252-3607, Auto Rental Telephone: 252-3576,

The Navy Exchange (NEX) - is located across from the Post Office

NEX Depot - Bldg. 303 is located next to Auto port – hours 0900-1700 Monday-Friday Office supply and small selection of home repair items. Telephone number is 252-3504

NEX Main Base Furniture Store - Bldg. 132 is across from NEX. Furniture, home décor, and Sasebo souvenirs including Sasebo Tops. Telephone number is 252-2496

NEX Main Base Uniform Shop is upstairs from the Furniture Store. Telephone number is 252-3545

Thrifty Treasures – Thrift Store operated by the Officer Spouses Club.

Far East Bazaar – Happens twice a year located at MB housing. Watch for dates

Commissary Main Base – Open Monday, Tuesday, Thursday, Friday, Saturday and Sunday. Closed on Wednesday.

Commissary Hario – Open Wednesday-Sunday, closed Monday and Tuesday.



Kawaii – is Japanese for Cute! Japan is known for loving anything Kawaii. In order to get some Kawaii in your life be sure to check out the Sanrio Hello Kitty section in the NEX. Not only will you find lots of cuteness, you are sure to find only in Japan

Clothing Size Conversion

Women's Sizes

Shirts/Blouses

USA	Japanese
S	S
M	S-M
L	L-LL
XL	N/A

Pants

6	61
8	63
10	67
12	69
16	73
18	75

Shoes

4	22
5	23
6	24
7	25
8	26
9	27

Men's sizes

Shirts/Collars

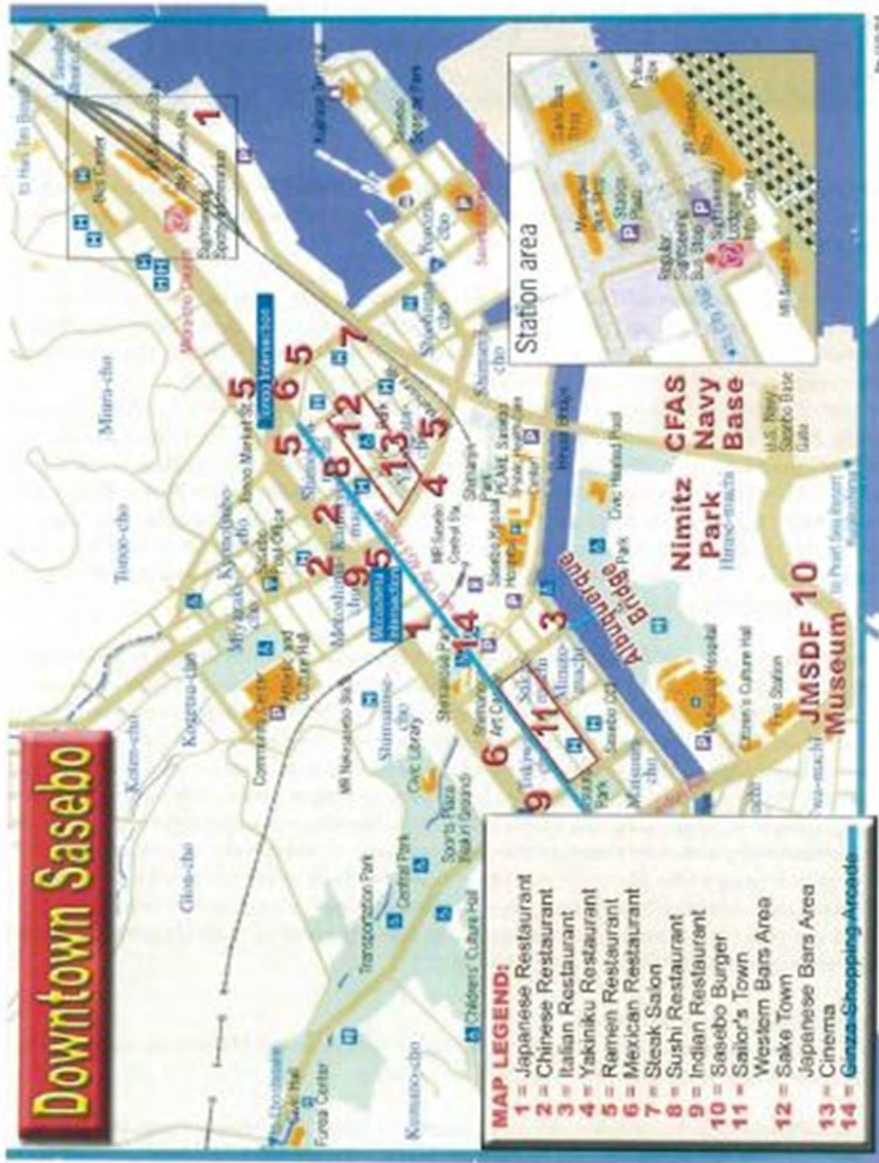
USA	Japanese
14	36
14.5	37
15	38
15.5	39
16	40
16.5	41
17	42

Pants

28	71
29	76
32	81
34	86
36	91
38	96

Getting Around/Local Maps

Map of Downtown Sasebo



Shopping Off Base:

All NITORI, AEON, Elena, and NAFCO are on Route 35. The Daito Train Station is just across the Route 35 from AEON driving to there from Main Base.

1. Drive straight from the Main Gate to Route 35.
2. Turn right at the Green Ownings (KAMIYOSHI).
3. Drive on Route 35.
4. You will pass Sasebo Train Station on your right.
5. You will pass Fukuishi-kan'on (Red Gate) on your left.
6. You will pass Yamada on your right.
7. You will go up the slope, and you'll see gray building with a green sign with 3 white letters across from "Hard Off" and "Off House" sign. That's NITORI.
8. You will drive down the downhill.
9. You will see Sushi-go-rounds on your right.
10. You will see Daito AEON Shopping Center to your right.



Aeon Daito –Grocery, Department Store, Food Court, Arcade and much more. Credit Cards accepted. You will see AEON all over town; however, AEON Daito Station is the largest and newest of the stores. Several floors including: Women's wear, Men's wear, Shoes, Infants, and Children and Kids. Groceries are located on the first floor. Get all your shopping done in one place. Facilities for nursing mothers and an infant changing room are located on the third floor. No need to bring a stroller as most Japanese stores will provide many types of strollers for infants and children.



Elena Nakamura, Supermarket. Here you will find fresh fruit, vegetables, seasonings, and all things Japanese. You will see this sign all over Sasebo. Make sure to bring your own bag and plenty of Yen as not all of them take credit card.



Nitori – Home furnishings, cookware, small electrics, curtains, desks, futons, and everything in between. Good prices and similar to Ikea. Facilities for nursing mothers and a family changing room located 2nd floor. Delivery available. <http://www.nitori.co.jp/en/shop/>



NAFCO – Home Goods and Furniture. There are two stores in Sasebo, however, the store off of Hwy. 35 has a larger selection of furniture. Make sure to wander around the grounds as the home and garden center is in multiple buildings behind the furniture store. Seasonal Garden Center, friendly staff, and nice selection. Delivery available.



100 Yen Stores – Never know what to do with all that accumulated Yen coin? Head over to one of the many 100 yen stores. There are several in the Ginza. Every store is different and each person has their own preference, so get shopping! Household goods, snacks, souvenirs, chopsticks, and gifts.



Don Quixote (Penguin store) – A chain of discount stores (Located on Hwy 35). The stores sell Clothing and COS Play outfits, food, novelties, health and beauty aids, and everything in between. This store is open 24 hours and can provide hours of entertainment by just looking through all of the shelves. Follow instructions to Daito Station listed earlier, Don Q is just before Uniqlo. http://www.donki.com/index_en.php



Bunny Store/Nishimatsuya – Kids/Infants clothing and supply store Located on 35 on the left hand side heading towards Hario. Be sure to check size conversion in centimeters. Sizes are based on weight.



Uniqlo is a Japanese clothing store with locations all over the world including the USA. Clothing is available for men, women, and children. There are 2 stores in Sasebo. The closest store is nearest to Main Base using the directions heading to Daito Station. Uniqlo is a few miles before Daito on the right hand side next to Don Quixote. www.uniqlo.com

Ginza Shopping — What and where is the Ginza?

The Ginza is a shopping arcade located about 15 minutes from base on foot. As you exit the main gate, cross the street, head towards Nimitz Park which will be on your right. When you get to the park, turn right at the entrance and walk through the park to the other side where you will see the USO. Follow the path and exit Nimitz Park, you will then see the Albuquerque Bridge.



Cross over the bridge and walk past the Family Mart, which is located on your right. Continue straight ahead and you will see a traffic light and a colorful overhang. You are now at the Ginza. Shopping is to the left and right. The Ginza has Clothing, Jewelry, Shoes, Souvenirs, restaurants, and plenty of people watching.



SASEBO
Tamaya



Just as you cross over the Albuquerque Bridge, on your right you will see a tall building with Red Japanese Kanji. This is Sasebo's local high end department store, Tamaya. Tamaya has everything from womenswear, menswear, children's clothing, and a restaurant and seasonal Beer Garden

When you enter the store go to the elevator near the front of the building. You will be treated with a formal hello and "Irasshimase" by the elevator operator. If you head to the roof you will find a play area for the kids. In the summer, go to the roof top to experience one of Sasebo's Beer Gardens where you can have good food and a beautiful view of the city.

On your way out, don't forget to stop at the first floor gourmet food section. Do not leave without your fresh bread and freshly prepared Japanese dishes to take home.



Fun for All

Sasebo Seaside Park, located at the Kujirase-futo Pier behind JR Sasebo Station, is a place where locals can take a closer look at the beautiful harbor, whether while sitting on a bench in the promenade along the seashore or while simply walking along breathing in the fresh sea breeze. Many marine vessels lay anchor in the large harbor of Sasebo, and the observation hall in the park, with its 23-meter-long glass wall, gives visitors a bird's eye view of the harbor. Since it boasts of a 360-degree view, visitors can also see downtown Sasebo and plan where to walk when they go to explore the city.



Huis Ten Bosch is located about 30 minutes by bus or train from downtown Sasebo, and 10 minutes from Hario Housing. Huis Ten Bosch is one of the major theme parks in the Kyushu district. Filled with attractions and entertainment, the park recreates European towns with canals, buildings, landscapes, and vehicles. Also, there are hotels within the site where visitors who

want to enjoy the park for more than one day can stay. A variety of seasonal flowers, such as tulips, roses and dahlias, welcome visitors to Huis Ten Bosch. Restaurants, spas, marine sports, and shopping, offers visitors a number of ways to enjoy their stay. There are also plenty of attractions for families with young children to be found there. <http://www.huistenbosch.co.jp/>

99 Islands tour - Kujyu Kushima, meaning ninety-nine islands in English, is one of the symbol sites of Saikai National Park. Kujyu Kushima actually consists of 208 islands in the 25km coast line from Sasebo to Hirado, and it is the heist density of islands in Japan. Tour the islands near Sasebo on a pirate ship or pleasure boat from Kashimae pier. If you exit main base and turn left on 11 (towards SSK) follow the signs to Pearl Sea Resort, Kashimae Pier, and Aquarium. Kashimae Pier is right next to the aquarium entrance. The tour boats leave every hour on the hour from 10am to 3pm, but there are also tours leaving at 11:30, 13:30, and 14:30.

Sasebo City Zoo - a small zoo that tries extremely hard to show animals various types of animals, but which are common to Japan or to other zoos. Outside food and picnics are allowed in the zoo. Show your military or dependent ID to receive a discount.

Pearl Island Resort, Sasebo Aquarium and IMAX Theater – Is a small shopping mall with specialty shops and restaurants. Aquarium shows animals unique to the Sasebo area. Make sure to attend the dolphin show.

Nagasaki Peace Park is a park located in Nagasaki, Japan, commemorating the atomic bombing of the city on August 9, 1945 during World War II. It is next to the Atomic Bomb Museum and near the Peace Memorial Hall. Nagasaki suffered the same fate as Hiroshima in August 1945. The bombing of Nagasaki on August 9th was the last major act of World War Two and within days the Japanese had surrendered. In 1953, a report by the US Strategic Bombing Survey put the number of deaths at 35,000, wounded at 60,000 and 5,000 missing. In 1960, the Japanese put the number of dead at Nagasaki at 20,000 and the number of wounded at 50,000. Later, the Nagasaki Prefectural Office put the figure for deaths alone at 87,000 with 70% of the city's industrial zone destroyed.



<http://travel.sasebo99.com/en/>

Beppu (別府) is one of Japan's most famous hot spring resorts, producing more hot spring water than any other resort in the country.

Beppu offers an unmatched range of Baths or Onsen to be enjoyed, including ordinary hot water baths, mud baths, sand baths and steam baths. In addition, the Hells of Beppu are several spectacular hot springs for viewing rather than bathing.

The "hells" (地獄, jigoku) of Beppu are eight spectacular hot springs for viewing rather than bathing. Six of the hells are located in the Kannawa district and two in the more remote Shibaseki district. Beppu is located about 2 ½ hours from Sasebo in Oita Prefecture. ITT can assist with Hotel, transportation, driving directions, etc. **ITT** - Telephone number: 252-3433



Umi Jigoku

One of the more beautiful hells, the "sea hell" features a pond of boiling, blue water. In its spacious gardens, there are a few secondary, orange colored hells and a large, clear water pond with lotus flowers whose large leaves are strong enough to carry small children.



Oniishibozu Jigoku

This hell is named after the mud bubbles, which emerge from boiling mud pools and look like the shaven heads of monks. Besides the mud pools, it features a foot bath with clear water. Adjacent to the hell is a public bath with multiple pools that costs an additional 600 yen.



Shiraike Jigoku

True to its name, the "white pond hell" features a pond of hot, milky water. The pond is surrounded by a nice garden and a small, run-down aquarium that has seen better days.

Lessons Learned

- ➡ If you are traveling with infants and toddlers, facilities will be plentiful. Usually you will find changing stations in both the men's and women's bathrooms. The one thing you will not find is a garbage container. Please pack plastic bags accordingly and bring your trash with you. Try buying Japanese diapers, you will be pleasantly surprised.
- ➡ Japanese Service stops located off of the Highway are a must see. Not only are they a welcome break for weary travelers, Service Stops have anything you can think of, from hot prepared foods, ice cream, clean facilities, play areas, local omiyage or souvenirs from your trip, and much more.

Onsen

What is an Onsen?

Natural hot spring baths, or *onsen*, are fairly common in Japan but Kyushu island is home of some of the best. There is nothing more relaxing than refreshing your body and spirit than a long soak hot spring bath. For more information <http://www.onsenjapan.net/onsenbasics.php>

Before you take a hot bath, please check the following;

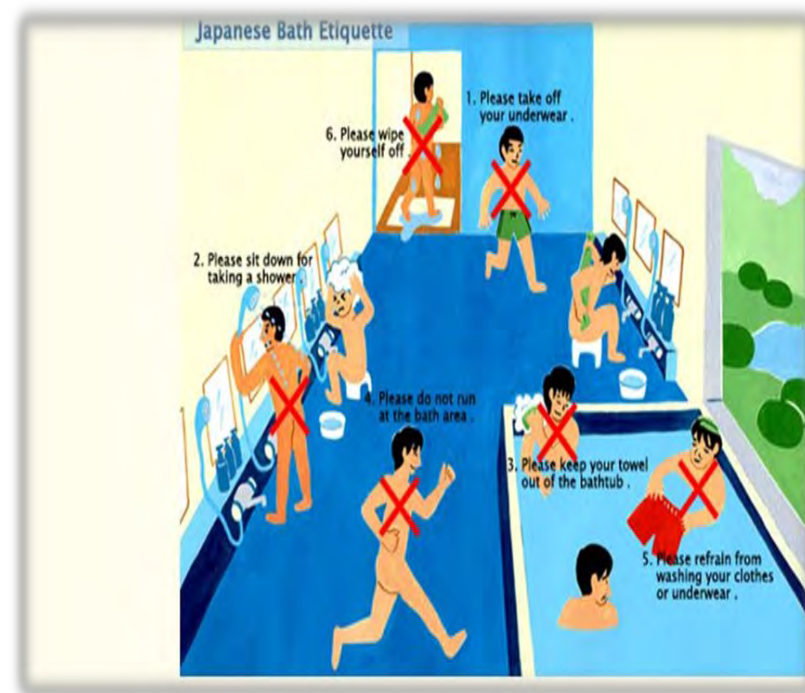
1. Please take off your underwear before you go into the bathing area.
2. Please wash yourself thoroughly before getting into the bathtub. (Please sit down while taking a shower, and do not waste water.)
3. Please keep your towel out of the bathtub.
4. Please do not run in the bathing area, and do not swim in the bathtub.
5. Please refrain from washing your clothes or underwear.
6. Please wipe yourself off before going into the dressing area.



ATTENTION!

Please do not take a hot bath just before or after meals!

If you have tattoos, you may be ask to cover before you enter or may be ask to leave.



Different Types of Toilets in Japan.



Japanese Electric Toilets
Washlet (by Toto)



JAPANESE REGULAR
TOILETS



Tatami Rooms

Most houses you enter in Japan will have tatami (grass woven mats) rooms usually serves at a tea room for guest, this room usually will have sliding doors made of bamboo and rice paper. Be careful with the rice paper it's very soft



A typical Japanese-style room.



Baseball Game

The Baseball Games in Japan are very different from the games in the States. You can take the train or bus to get to Fukuoka to enjoy one of the popular event of baseball!

Liberty Center for Single or unaccompanied Sailors

Liberty Center, ITT, and Outdoor Adventure Center offer many programs such as Skiing, Snowboarding, Hiking Mt. Fuji, Hot Springs trips, Universal Studios, and much more.



If you are looking for evening fun, try singing Karaoke (カラオケ). Karaoke is the singing of songs to music accompaniment synchronized with lyrics displayed on-screen. It originated in Japan and is now popular around the world, especially in Asia. Karaoke is a well-liked pastime enjoyed by people of all ages in Japan, and also makes an interesting activity for tourists to Japan, especially those looking for some night entertainment.

Modern karaoke establishments consist of multiple private rooms (karaoke boxes) that are each equipped with a karaoke player and microphones. Besides countless Japanese songs, a reasonable selection of English songs is usually available.

Old-fashioned karaoke bars, where patrons sing in front of everyone instead of in a private environment, are available in many establishments throughout Sasebo, Sake Town, and Sailor Town.

Websites

Agoda, Discount Hotel Bookings - www.agoda.com

CNIC Sasebo Installation information - http://www.cnric.navy.mil/regions/cnri/installations/cfa_sasebo.html

Gaijinpot - Japanese cultural information for English speaking - <http://gaijinpot.com/>

Ginza Shopping - <http://sasebo-shoppingstreet.com/>

Kids Web Japan - <http://web-jpn.org/kidsweb/index.html>

Local Sasebo Activities and Restaurants - American Friendly <http://www.sasebo-cgi.or.jp/friendshipbusiness/>

Japan Times - Local English Newspaper <http://www.japantimes.co.jp/>

Japan National Tourism Organization - <http://www.into.go.jp/eng/>

Shipitapo, Shipping to APO via 3rd Party - <http://www.shipitapo.com/home.php>

Train information - <http://www.hyperdia.com/en/>

Facebook Pages

Sasebo Mommy & Daddy Classifieds - <https://www.facebook.com/groups/143242309100470/?ref=bookmarks#!/groups/267547589980437/>

Sasebo Spouses - <https://www.facebook.com/groups/143242309100470/?ref=bookmarks#!/groups/143242309100470/>


Sasebo Parents Meet Up - <https://www.facebook.com/SaseboParentsMeetup>

Sasebo Eats and Travels - <https://www.facebook.com/groups/sasebo.eats/?ref=ts&fref=ts>



Apps to consider:

AFN Pacific
XE Currency Exchange App
Navy Federal (NFCU)
Bank of America (BoA)
Google Maps
Google Translate
JAL Japan Airlines
ANA Airlines
Waygo translation
Hyperdia Train info
Agoda Hotel Booking
Accuweather
Line free phone calls



Using the Train



JR Kyushu Sasebo Station 0956-22-7115. JR is the largest railway system in Japan and it runs through most parts of Japan. Several types of seats are available. For regular reserved seats, special "Green Car" reserved seats, Limited Express Trains, Sleeper Trains, and Super Express Trains "Shinkansen" or Bullet Trains; you will be required to pay an extra

charge for them. Go to Hyperpedia to see train schedules and pricing in English.

<http://www.hyperdia.com/en/>



Taxis

Taxis in Sasebo are a quick way to get around the city. There are several Taxi companies on base to choose from. If taking a taxi from out in town going to base, make sure to ask the driver if he can get onto base or base housing.

King Taxi Service – 0956-22-4136

Lucky Taxi Service – 0956-24-7711

Motomachi Taxi Service – 0956-22-6101

Tipsy Taxi— No problem



DESIGNATED DRIVING SERVICE
(運転代行サービス)

Please call the designated driving service for me.
(どうぞ、運転代行サービスを呼んで下さい)

Please take me to _____
(……まで行って下さい)

My car is parked _____
(私の車は……に、停めてあります)

Emergency: 0956-50-0911
Security: 0956-50-2372/3447
252-2372/3447

Local Taxi's:
King: 0956-22-4136 **Kanko:** 0956-33-8181
Daiichi Kotsu: 0956-55-7191 **Tenma:** 0956-23-2616
Motomachi: 0956-22-6101 **Lucky:** 0956-24-7711

****Don't have \$\$ to pay for taxi, provide taxi driver your information and Chief's association will pay for your taxi, you will be contacted later for reimbursement****

DESIGNATED DRIVING SERVICE IN SASEBO
2 personnel will come to your location, drive you and your vehicle back to your residence for a small fee

Ahiru Daikou: Free Dial: 0120-31-7084
Phone: 0956-31-7084

Kyo-Machi Daikou: 0956-23-0373

Akatsuki Daikou: 0956-24-0137

Akabou Daikou: 0956-31-5987

**If possible, have a Japanese person make the call for you.
Some companies do not fully understand English.**

Stores that Ship to FPO/APO

Amazon

Zappos

Bed Bath and Beyond

JC Penney

Nordstrom

Old Navy

The Gap

Children's Place

Gymboree

Toys R Us

Victoria's Secret

LL Bean

Landsend

Kohls

When completing your Shipping Address during checkout, please make note of the following:

- The Country must be "United States"
- The City must be entered as either "APO" or "FPO"
- The State must be selected as either "AA" "AE" or "AP"
- You must enter your Zip code.
- Always remember to enter your full name, grade, and PSC or unit number.

The example below shows how you should fill out the address fields when shipping to an APO or FPO address.

Shipping Address

Choose a different address from your address book:

...or edit your Shipping Address below:

What country are you shipping to?: United States Choose United States as the country

First name:

Last name:

Company: (If applicable)

Address:

City: Enter APO or FPO in the City field

State: AE (US Forces Europe)

Zip: Enter the proper zip code for your location

Country: United States

Telephone:

Only used in case of delivery problems.
Please include country & area codes.

Shipping Info: International | APO & FPO

Telephone Directory

To dial ANY CFAS DSN extension from off-base or via mobile phone, use this format: 0956-50-xxxx

Base Operator 252-1110 0956-50-1110

Important Numbers: On Base

Emergency Care: 911 0956-50-0911

Urgent Care/Duty Nurse: 252-2500 0956-50-2550

Routine Appointments: 252-8872 0956-50-8872

Pharmacy Refills (Automated): 243-4689 046-816-4689

Dental Clinic: 252-3747 0956-50-3747 (MB) and 252-8977 0956-50-8977 (Hario)

Doc on Call: weekends/holidays and after hours: 080-1721-7310

Fire Department: 252-2142 252/2161 252-2163

Americable: 252-2172

Auto Service Center (NEX) Garage 252-3607

Rent-a-Car: 252-3576

Banks Community Bank: 252-3963

Navy Federal: 252-3617

Barber/Beauty Shop: 252-3856

Chaplain's Office Main Base: 252-3380 Hario 252-8945

CDC Main Base: 252-2986 Hario 252-8842

Clubs (MWR): CPO Club 252-3965 Galaxy 252-2980 Harbor View 252-3965

Commissary: Main Base 252-3760 Hario 252-8939

Navy Exchange: Main Base 252-3510 Hario 252-8850

NEX Depot Telephone: 252-3504; NEX Uniform Shop: 252-3545

FFSC Reception/Information: 252-3372

Family Member Assistance Team: 252-3627

Food Court Bayside: 252-3478 Hario 252-8701

Fleet Gym: 252-3595 Hario Gym 252-8845

Housing Office: 252-3402

Human Resources Office: 252-3883 Mon-Fri 0800-1600

International Travel and Tours: 252-3433

Navy Legal Services (Bldg. 47) : 252-3347 Mon-Thu 0900-1600 Fri 0900-1200

Staff Judge Advocate/Regional Legal Service (Bldg. 80) Telephone: 252-2103 Mon-Fri 0730-1700

Library: 252-3593

MWR: 252-1813 252-3930

Showboat Theater: (MB): 252-3822

NCIS: 252-3621

Navy College/Learning Center: 252-3511

Navy/Marine Corps Relief Society Telephone: 252-3366 after Hours Phone: 080-4638-5333

Personal Property: 252-3152 Mon-Fri 0800-1600 Shipment Status Check 252-3418

Post Office: Main Base 252-3426 Mon-Fri 0900-1600, Sat 0900-1600

Hario Post Office- Telephone: 252-8830 Mon-Fri 1100-1800, Sat 1000-1200

PSD Telephone: 252-6953 Mon & Fri 0800-1600 Tue and Thu 0730-1600 Wed 0730-1500

ID card (appointment only) 252-3906/ 252-3579

SATO: 252-3488

Security Telephone: 252-2382/252-3121

Sexual Assault Victim Intervention/Family Advocacy Program, Telephone:
252-5124 and 252-5125.

USO Bldg. 128 - Is Located in Fleet Landing Hours USO Fleet Landing:
Hours - Sun-Thurs: 0800-2400 Fri & Sat: 0800 -1200 - Telephone: 252-
3873

Veterinary Services: Mon, Wed, & Fri: 0900-1600 Telephone: 252-3585

Off-Base Veterinary Clinics

Ikeda Veterinary Clinic

Phone Number: 0956-28-4045

Hours: M-T-F-S-Sun 0900-1145 and 1530-1730 and W 0900-1145

Closed Thursdays and national holidays

Note: Clinic is located near OK home store and LaLa shopping center.

Address: 1002-37 Hino-cho, Sasebo City

Directions: Go toward the OK home store and take a left at the light. The LaLa shopping center will be on your right-hand side. Do down four lights. Turn left at the 4th light. Go over the bridge and you will see a coke machine ahead on your right. Turn left at the coke machine. Then take an immediate left. The vet clinic will be on the left-hand side. You will see a blue and green sign on the vet clinic building.

Hamaguchi Veterinary Clinic

Phone Number: 0956-25-9914

Hours: M-S 0900-1200 and 1500-1830

Closed Sunday and national holidays

Note: Walk-ins welcome

Address: 10-8 Kamishima-cho, Sasebo City

Directions: Go up the hill by officer housing. At the top of that hill, you will come to a light. Take a left at that light. Go through 3 lights. After the 3rd light, the road will curve to the left. On the right-hand side of that curve, you will see a chain-link-fence around a parking lot. You will also see a large teal colored sign with an arrow pointing into the vet clinic. The parking lot of the vet clinic has paintings of dogs and cats.

Website: <http://www8.ocn.ne.jp/~hamavet/>

Mine Veterinary Clinic

Phone Number: 0956-25-9914

Hours: M-W-F 0900-1200 and 1300-1900

T-TH 0900-1200 and 1300-1800

Sat 0900-1230 (Closed Sundays and national holidays)

Notes: Located in the Haiki area

Address: 1101-22 Goniyoji-cho, Sasebo City

Directions: Pass the Home Wide Store on the left-hand side. Go straight; pass the Lawson store on the left. The vet clinic is on the left before the next light.

Matsuo Veterinary Clinic

Phone Number: 0956-42-1881

Hours: M-T-TH-F-Sat 0900-1200 and 1500-1900

Sun 0900-1200 and 1300-163 (closed national holidays)

Address: 11-8 Katsutomi-Cho, Sasebo City

Directions: From the Ginza, take a right on the 35 and head toward the big green bridge with the stairways running up each side. Take a left there. Follow the road and you will see a furniture store call LIM on your left. Pass this and keep following the road. On your right-hand side you will see a green canopy with a very short driveway. This is the vet clinic. The name of the clinic is on the outside.

Website: <http://nttbj.itp.ne.jp/0956421881/index.html>

Kaize Veterinary Clinic

Phone Number: 0956-40-7667

Hours: M-T-TH-F 0900-1200 and 1500-1900

Sat 0900-1200 and 1530-1800

Sun 0900-1200 (closed national holidays)

Address: 1307-4 Yoshioka-Cho, Sasebo City

Website: <http://kaize-ah.com/index.html>

Emergency Clinic

There is an emergency clinic in Fukuoka

Name: Fukuoka Yakan Kyukyu Doubutsu Byouin (福岡夜間救急動物病院)

Hours: 2100-0500 everyday

Address:

5 Chome-2-40 Tsukiguma Hakata Ward, Fukuoka, Fukuoka Prefecture 812-0858

Japan 【住所】 〒812-0858 福岡県福岡市博多区月隈5丁目2-40 →地図

Phone Number: 092-504-8999

Website: <http://www.pet99.net/>

Note: Wellness exam fee is 8,000 yen. A credit card can be used for payment

This document is a work in progress. If you would like FFSC to consider any establishments, destinations, or suggestions for this guide, please send an email to ffscsasebo@fe.navy.mil with the title "Welcome to Sasebo Suggestions".

Thank you

Special thanks goes out to all of those who contributed to this Guide.



Smooth Move





Distributed by Fleet & Family Support Center, Sasebo Japan